

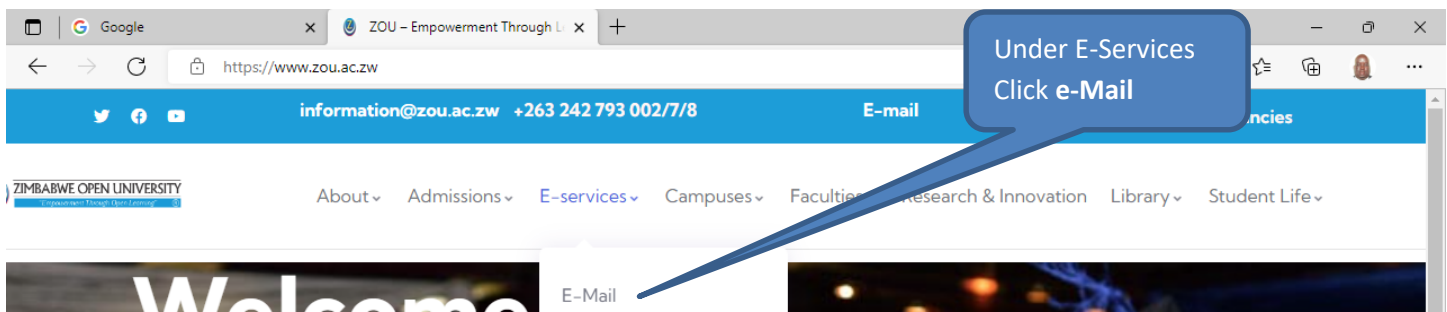


ZIMBABWE OPEN UNIVERSITY

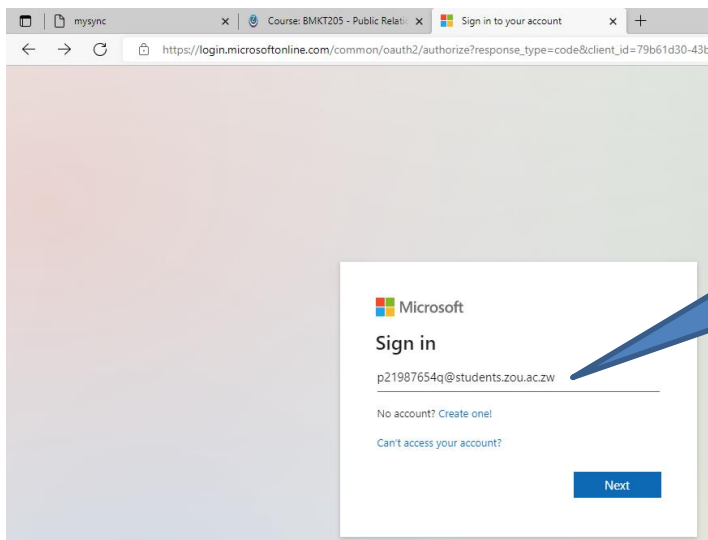
"Empowerment Through Open Learning" ®

How to register ZOU Student Email?

Open your browser and open ZOU website www.zou.ac.zw



Step 1 Do not click **Create one**

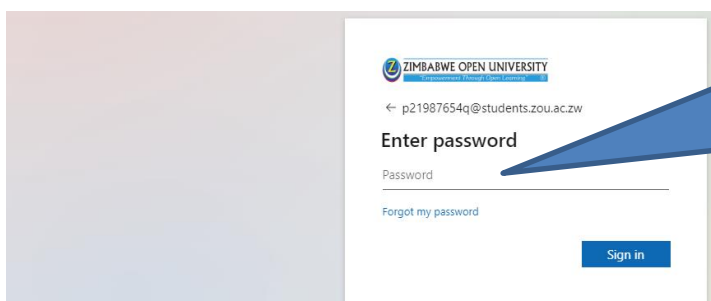


Enter your student email

studentpin@students.zou.ac.zw

and click next

Step 2

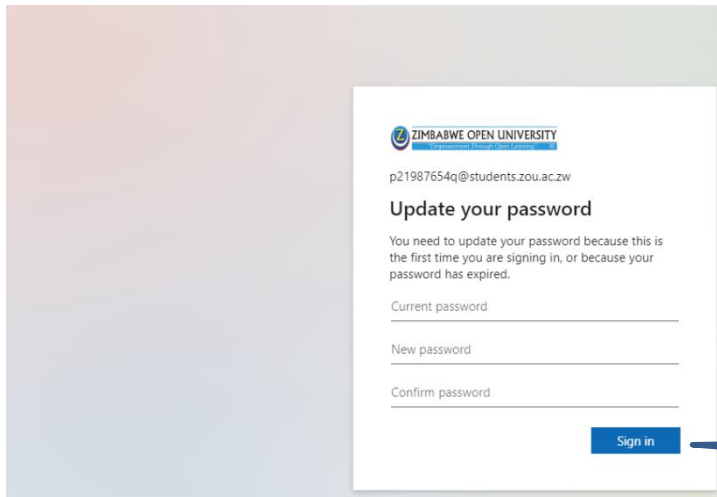


Enter the default password

Password@2022

and click **Sign in**

Step 3



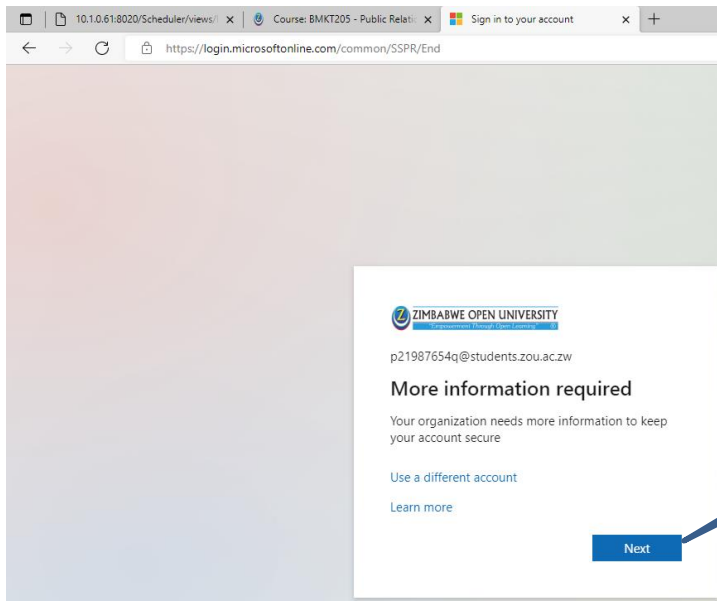
Enter the password **Password@2022** under **Current password**

Enter your new password under **New Password** (use at least one special symbol, one number, one lowercase character, and one corresponding uppercase character)

Repeat the above password under **Confirm Password**

Click **Sign In**

Step 4

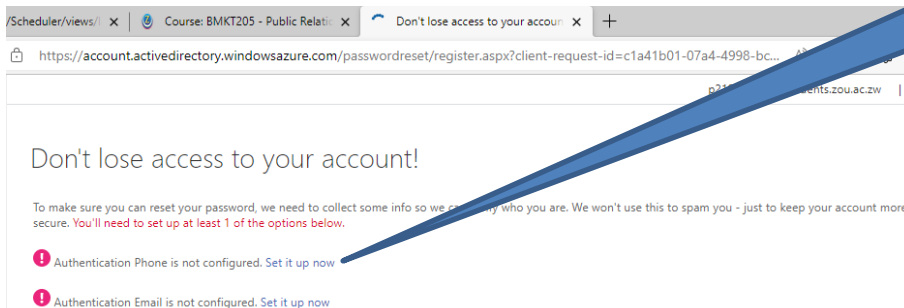


Click **Next**

Step 5

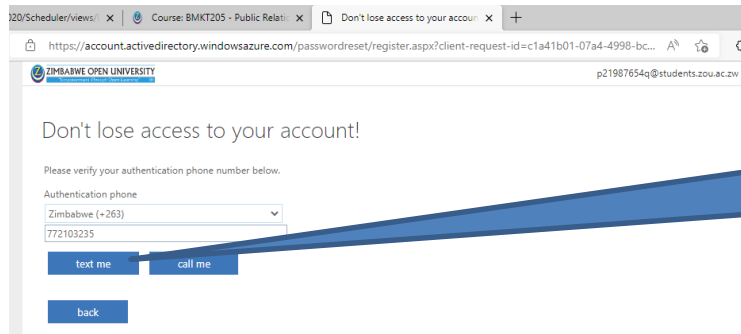
Secure your email with 2 –Step Verification (**Do Not Skip this stage**)

Used for password recovery in case you forgot your password



Click **Set it up now**
on either Phone or email

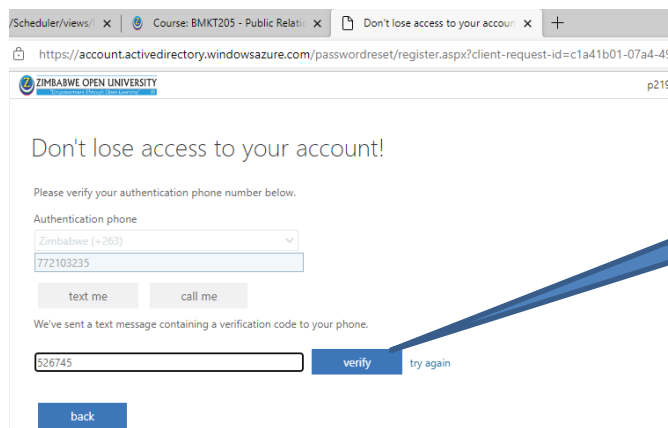
Step 6



The screenshot shows a web browser window with the URL <https://account.activedirectory.windowsazure.com/passwordreset/register.aspx?client-request-id=c1a41b01-07a4-4998-bc...>. The page title is "ZIMBABWE OPEN UNIVERSITY" and the user email is "p21987654q@students.zou.ac.zw". The main heading is "Don't lose access to your account!". Below it, it says "Please verify your authentication phone number below." There is a dropdown menu for "Authentication phone" set to "Zimbabwe (+263)" and a text input field containing "772103235". At the bottom, there are three buttons: "text me", "call me", and "back".

Select your Country code
and enter your phone number and
click **Text me**

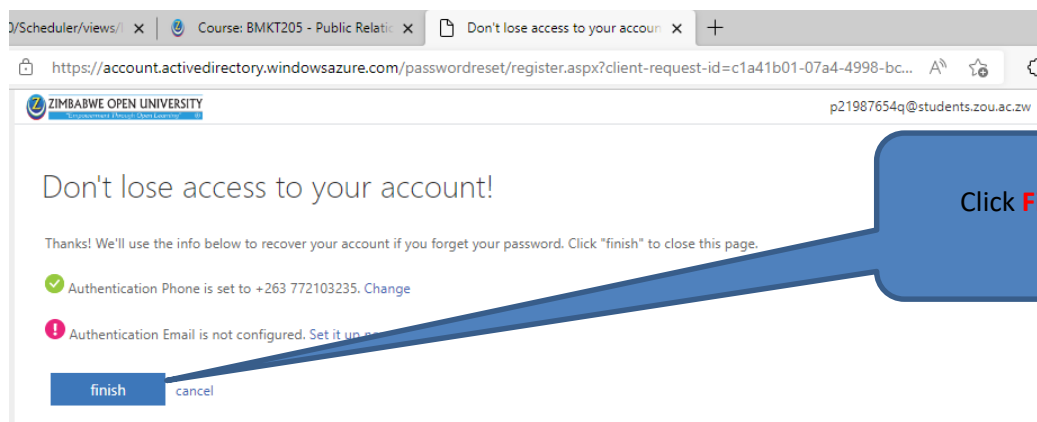
Step 7



The screenshot shows the same web browser window as Step 6. The URL is the same. The page title is "ZIMBABWE OPEN UNIVERSITY" and the user email is "p21987654q@students.zou.ac.zw". The main heading is "Don't lose access to your account!". Below it, it says "Please verify your authentication phone number below." There is a dropdown menu for "Authentication phone" set to "Zimbabwe (+263)" and a text input field containing "772103235". At the bottom, there are three buttons: "text me", "call me", and "back".

Check on your phone. You will
receive a text message with a code
Enter the 6-digit code and click
Verify

Step 8



The screenshot shows the same web browser window as Step 6. The URL is the same. The page title is "ZIMBABWE OPEN UNIVERSITY" and the user email is "p21987654q@students.zou.ac.zw". The main heading is "Don't lose access to your account!". Below it, it says "Thanks! We'll use the info below to recover your account if you forget your password. Click 'finish' to close this page." There are two status messages: a green checkmark indicating "Authentication Phone is set to +263 772103235. Change" and a red exclamation mark indicating "Authentication Email is not configured. Set it up...". At the bottom, there are two buttons: "finish" and "cancel".

Click **Finish**

Please take note the same combination of username and password will be used to

- Access Student email(studentpin@students.zou.ac.zw)
- Authenticate to use the WiFi